











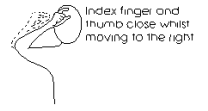


Our Learning Newsletter: Autumn 1

 <p style="text-align: center;">English</p> 	 <p style="text-align: center;">Maths</p> 
<p style="text-align: center;">In school we are learning: We are reading: The day the crayons quit</p> <p style="text-align: center;">Home learning opportunities: Draw lots of colourful pictures. Chose your favourite colour Use different colours each week Draw without using crayons Link to PSHE and different emotions – tired, sad, jealous, happy, proud.</p>	<p style="text-align: center;">In school we are learning: Number, counting and ordering</p> <p style="text-align: center;">Home learning opportunities: Counting objects at home Number songs Can they identify the different numbers. Out in the community can they count different coloured cars. Count how many times they can throw and catch a ball</p>
 <p style="text-align: center;">PSHE</p> 	 <p style="text-align: center;">Computing</p> 
<p style="text-align: center;">In school we are learning: Emotions/facial expressions. Mental wellbeing Ways to communicate feelings</p> <p style="text-align: center;">Home learning opportunities: Make faces of the different emotions in the mirror, can they identify the different emotions – sad, happy, angry? Look at different pictures in books and on TV shows.</p>	<p style="text-align: center;">In school we are learning: Basic skills in technology</p> <p style="text-align: center;">Home learning opportunities: What types of technology do you have at home? Do they know how to access it? Can they show what is on it? Can they show you their favourite thing to do on an ipad/computer.</p>
 <p style="text-align: center;">Life Skills</p> 	 <p style="text-align: center;">PE</p> 
<p style="text-align: center;">In school we are learning: In our life skills we will be looking at greater independence with teeth cleaning and cooperative play with others.</p> <p style="text-align: center;">Home learning opportunities: Please try to pause, as you help your child to clean their teeth to see if a) they can sequence the actions without being told and b) remind them of the importance of teeth cleaning.</p>	<p style="text-align: center;">In school we are learning: Basic movements and enjoying different floor based activities. Sherborne movement strengthens body awareness and relating to others.</p> <p style="text-align: center;">Home learning opportunities: Ball games, throwing and catching. Jumping, walking, hopping and balancing as appropriate for your child's needs.</p>



Discovery Days



In our discovery days we will be focussing on humanities, science, RE and creative subjects. We are focusing on where we live and our Southampton and Southampton throughout history.

For our science this term we are learning about:
All the different seasonal changes.

Home learning opportunities:
Visit a beach, museum, take walks around your local area and visit different parks. Use your iPad or a camera to take photos of your local area.

Useful Websites/Apps

Some of these may require login information. Please speak to your class teacher or child's key worker for details.

<https://www.helpkidzlearn.com/>

YouTube Kids (app)

White Rose 1 minute maths (app)

Class Reminders:

We have PE on Wednesday mornings. If you would like to send in a T shirt for your child to change into for PE please do so (this is not compulsory). We will send it home when it needs washing.

Please remember to provide to snacks a day, one for the morning and one for the afternoon.