















Our Learning Newsletter: Autumn 2

 <p style="text-align: center;">English</p> 	 <p style="text-align: center;">Maths</p> 
<p style="text-align: center;">In school we are learning: We are reading: The Snail and the whale.</p> <p style="text-align: center;">Home learning opportunities: https://www.youtube.com/watch?v=CVZVrRBK_JU – follow the story here and follow the BSL signs we are learning in class to help re-tell the story. Can you write a message to a friend? Draw and create matisse pictures of a snail Find out about snails and whales – where do they live, what do they eat. Find words that rhyme in the story Write or tell/sign to an adult about adventures you have had!</p>	<p style="text-align: center;">In school we are learning: Calculations & problem solving</p> <p style="text-align: center;">Home learning opportunities: Sort different objects around the home – size, weight, height, colours, what objects are they. Create and repeat patterns – use socks with this, pairs and matching. Make fruit pattern kebabs Go for autumn walks and collect different natural resources – can you make patterns, can you sort them into size, colour etc.</p>
 <p style="text-align: center;">PSHE</p> 	 <p style="text-align: center;">Computing</p> 
<p style="text-align: center;">In school we are learning: Healthy eating and healthy lifestyles</p> <p style="text-align: center;">Home learning opportunities: Fit in some daily exercise – walk, cosmic yoga on YouTube or 20 minute shake up on NHS website. Follow the eatwell plate guide. Can you identify what is in each section. Try a new fruit or vegetable each week. What foods do you have at home? Talk about the healthier option.</p>	<p style="text-align: center;">In school we are learning: Multimedia - images</p> <p style="text-align: center;">Home learning opportunities: Explore ipads at home and different apps such as paint, mark making and colouring. Have a look at different images around you home in books, magazines and when you go out and about in the town/city. Use different technology to create and make pictures. Have you got an old camera i.e digital camera to take pictures or use disposable cameras to show how other pictures were taken before ipads/phones.</p>

 <h2 style="text-align: center;">Life Skills</h2> 	 <h2 style="text-align: center;">PE</h2> 
<p style="text-align: center;">In school we are learning:</p> <p>We will be concentrating on <i>tool</i> use in festive crafts and confectionaries. The tool will be kitchen and craft tools in which we focus upon accurate and safe use</p> <p style="text-align: center;">Home learning opportunities:</p> <p>When cooking, wrapping gifts or making a card for someone name all tools used and let your child, have a go. It may not be perfect but it will be their efforts (which makes it even more special)</p>	<p style="text-align: center;">In school we are learning:</p> <p>Dance will be our theme this half term. Music, movement and a feeling of belonging to the class is our goal.</p> <p style="text-align: center;">Home learning opportunities:</p> <p>Dance is known to have a very positive effect upon physical and mental health, Go on, bop till you drop and soon you will both be laughing.</p>
 <h2 style="text-align: center;">Discovery Days</h2> 	
<p style="text-align: center;">In our discovery days we will be focussing on humanities, science, RE and creative subjects.</p> <p>We are focusing on street art of Southampton, light changes, Roman Southampton for our humanities and our R.E subjects will be based on Christmas & gifts.</p> <p style="text-align: center;">Home learning opportunities:</p> <p>Take a walk around the city and spot the different street art around. West Quay car park has some great street art on pillars.</p> <p>Whilst you take the opportunity to go out see if you can spot any old buildings and streets that have been preserved.</p> <p>For R.E talk about christmas and gifting and within December join some christingle activities to discuss and discover the meaning of christmas and the meaning of the candles being the light of the world. Create your own at home using oranges and sweets.</p>	

Useful Websites/Apps

Some of these may require login information. Please speak to your class teacher or child's key worker for details.

<https://www.helpkidzlearn.com/>

YouTube Kids (app)

White Rose 1 minute maths (app)

Busy things – there are lots of free games to play for all subjects.

Class Reminders:

We have PE on Wednesday mornings. If you would like to send in a T shirt for your child to change into for PE please do so (this is not compulsory). We will send it home when it needs washing.

Please remember to provide to snacks a day, one for the morning and one for the afternoon.