













Our Learning Newsletter: Spring 1

 <h3 style="text-align: center;">My Communication</h3> 	 <h3 style="text-align: center;">My Cognition</h3> 
<p style="text-align: center;">In school we are learning:</p> <p>To make clear and consistent choices and show preferences using each child's appropriate method; developing verbal and social skills through Intensive Interaction with adults and parallel play with other children.</p> <p style="text-align: center;">Home learning opportunities:</p> <p>Give opportunities for your child to make choices and use their communication method – contact James if you want updates. Continue regular Intensive Interaction sessions with your child – see link.</p>	<p style="text-align: center;">In school we are learning:</p> <p>To explore and practice a wider range of causing an effect through different types of switch, musical instrument, touchscreen games etc.</p> <p>Building attentiveness through Shared Attention sessions.</p> <p style="text-align: center;">Home learning opportunities:</p> <p>Explore learning how to activate more complex switches e.g. a torch, remote control car, fan, play button on a speaker.</p>
 <h3 style="text-align: center;">My Body</h3> 	 <h3 style="text-align: center;">My Community</h3> 
<p style="text-align: center;">In school we are learning:</p> <p>PE: A range of skills within different types of invasion games (football, basketball, netball, hockey) including anticipating the ball coming, and throwing/pushing/kicking a ball.</p> <p>Creative: Exploring and experiencing different sounds of musical instruments with Britten's Young Persons Guide to the Orchestra, with an emphasis on the children's responses.</p> <p style="text-align: center;">Home learning opportunities:</p> <p>PE: Where possible encourage your children to practice the skills listed above.</p> <p>Creative: Listen to the Britten piece – watch for which instruments, sounds, visuals etc get reactions and whether it's consistent next time.</p>	<p style="text-align: center;">In school we are learning:</p> <p>How to walk to the Creative Arts room and Playground with growing independence when shown a photo card; looking towards other children when sung to in Circle Time; and responding to pictures and voice recordings of familiar adults.</p> <p style="text-align: center;">Home learning opportunities:</p> <p>As well as looking at and taking photos of familiar people, try playing some audio recordings and observing the reactions.</p>
 <h3 style="text-align: center;">My Care and Independence</h3> 	 <h3 style="text-align: center;">PSHE</h3> 
<p style="text-align: center;">In school we are learning:</p> <p>To clean our teeth, by exploring brushes and toothpaste; using cutlery at lunchtime to feed ourselves as much as possible; toileting and personal care skills such as washing hands and dressing/undressing.</p> <p style="text-align: center;">Home learning opportunities:</p> <p>Practice makes perfect with all these very important everyday activities, so we recommend giving your child the chance to try as much as possible and remember that mess and mistakes will happen along the way!</p>	<p style="text-align: center;">In school we are learning:</p> <p>An adapted version of the topic of Online Relationships: we're focusing on the concepts of private and public by doing actions (e.g. playing a drum, bouncing a ball) behind a sheet which others can't see, as well as identifying trusted adults by voice over walkie talkies!</p> <p style="text-align: center;">Home learning opportunities:</p> <p>Use the language of private and public in context frequently e.g. going to the bathroom vs. having dinner.</p>



Discovery Days



In our discovery days we will be focussing on humanities, science, RE and creative subjects.

This term we are learning about:

The Hindu story of Krishna and Radha in RE through a sensory retelling, with the overall topic this half-term of 'love'. With that in mind, we will also be using feathers in our art, make some Valentine's cards and listen to flute music and call and response chants.

Home learning opportunities:

You could watch and explore a simple version of the Krishna story with some sensory items, listen to flute music (a Bluetooth speaker you can move around is good for encouraging tracking sound), and make art with feathers.

Useful Websites/Apps

Some of these may require login information. Please speak to your class teacher or child's key worker for details.

Intensive Interaction <https://www.youtube.com/watch?v=rYpzZExCdHc>

Backwards Chaining approach

<https://www.verywellfamily.com/backward-chaining-3105608>

Krishna flute music <https://www.youtube.com/watch?v=UW5dpqciV7o>

Hare Krishna chant <https://www.youtube.com/watch?v=VP623hMbAIA>

Britten's 'Young Person's Guide to the Orchestra

<https://www.youtube.com/watch?v=rbUbx9cJPX0>

Class Reminders

Swimming: we are taking two children per half-term (on a Monday morning this half-term only), and will contact you ahead of your child's turn.

If you have any questions, need further information or want to share information, please use the following email to contact the class team:

purple@cedarschool.co.uk