






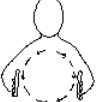






Our Learning Newsletter: Spring 2

 <h3 style="text-align: center;">Communication and Language</h3> 	 <h3 style="text-align: center;">Physical Development</h3> 
<p style="text-align: center;">In school we are learning:</p> <p>To take part in shared attention daily, and take part in Intensive interaction. We are singing 'Who's in the bag?' at circle time and learning basic Makaton signs such as 'hello', 'more' and 'finished'. We are beginning to understand simple sentences and instructions.</p> <p style="text-align: center;">Home learning opportunities:</p> <p>Can you play a highly motivating game or activity with your child, pause and see if they can sign 'more'. Model it as much as you can!</p>	<p style="text-align: center;">In school we are learning:</p> <p>To walk on different kinds of surfaces around the School environment, both inside and out. We are helping with washing our own hands and faces, and holding out our hands with support to catch a ball.</p> <p style="text-align: center;">Home learning opportunities:</p> <p>If your child walks, can you encourage them to walk on bumpy / grassy surfaces? Play ball / catch and support your child to hold out their hands, palms upwards.</p>
 <h3 style="text-align: center;">Personal, Social and Emotional Development</h3> 	 <h3 style="text-align: center;">Understanding the World</h3> 
<p style="text-align: center;">In school we are learning:</p> <p>To practise sharing toys and taking turns. We are playing in small groups with blocks, building and knocking down together. Can we invite others to join us in play?</p> <p style="text-align: center;">Home learning opportunities:</p> <p>Can you sit together in a small group playing with building blocks, building towers and knocking them down? Can you help support your child to take turns with you, and / or a small group?</p>	<p style="text-align: center;">In school we are learning:</p> <p>To explore the natural environment – leaves, ice, sticks, stones as well as any small creatures we may find. We are looking very closely at small items and creatures we find in nature, and experiencing different weathers.</p> <p style="text-align: center;">Home learning opportunities:</p> <p>Can you go outside (dressed for the weather!) in different kinds of weather so your child can experience it? Can you look for small creatures which will emerge as the weather warms up?</p>
 <h3 style="text-align: center;">Literacy</h3> 	 <h3 style="text-align: center;">Mathematics</h3> 
<p style="text-align: center;">In school we are learning:</p> <p>To make marks on lots of different surfaces such as sand and gloop, and we are reading the stories 'Maisy goes by plane' by Lucy Cousins, using sensory props. We are learning different phase 1 phonics songs and rhymes and clapping our hands along to them.</p> <p style="text-align: center;">Home learning opportunities:</p> <p>Can you listen to or read the story 'Maisy goes by Plane'? Can you act out the story and pretend to go on holiday by aeroplane? Pack some luggage and 'fly away'!</p>	<p style="text-align: center;">In school we are learning:</p> <p>To count to 5 or 10 using blocks, pebbles, leaves etc. We are noticing numerals in the environment around us. We are learning to use Inset puzzles.</p> <p>We are exploring the space around us and engaging with position and direction, such as pointing to where they would like to go.</p> <p style="text-align: center;">Home learning opportunities:</p> <p>Can you help point out numbers when you go to the shops and out for a walk? Can you help your child with an inset puzzle?</p>



Expressive Arts and Design



In school we are learning:

To make sounds using various musical instruments, including the piano. We are being imaginative and expressive by creating the sound of a car or animal we may hear. We are combining colours using paint, and getting our hands into sand, glue and gloop.

Home learning opportunities:

Can you help your child to make gloop using cornflour and water? Encourage them to put their hands in and mix it. Then show them how to swirl their hands to make marks.
Play favourite songs at home, dancing together and singing and clapping!

Useful Websites/Apps

Some of these may require login information. Please speak to your class teacher or child's key worker for details.

Mr Tumble's Makaton - <https://www.youtube.com/watch?v=flXsU4V0zz>

Maisy goes by Plane read aloud - <https://www.youtube.com/watch?v=-cXmRoKCxA>

Singing Hands website – Fantastic songs for children all incorporating Makaton Signing

BBC Teach – Tiny Happy People – to help you develop your child's communication skills through simple interaction and play.

BBC Teach Nursery Rhymes – We use lots of these in class daily.

Phonics Play.co.uk – Phase One Interactive Resources

Purple Mash computing website

Class Reminders

Swimming will take place on Thursday mornings. Please ensure your child has their swimming bag in School at all times – we aim for your child to swim approximately every 3 weeks for the rest of the School year. We will let you know the day before, although sometimes things can change on the day due to the pool being closed occasionally or staffing issues!

Please do upload to **TAPESTRY** any photos of your child completing any of these activities, and / or your child having fun!