













Our Learning Newsletter: Spring 1

 <p style="text-align: center;"><b>English</b></p> 	 <p style="text-align: center;"><b>Maths</b></p> 
<p><b>In school we are learning to:</b>          Explore the book 'Where the Wild Things Are'          Turn pages, singly, front to back.          Looking at the left page before the right page and following the text with our finger.          We will be exploring making marks on paper and indicating what it says, eg: their own name.</p> <p><b>Home learning opportunities:</b>          Can you find the story online, or read the story book together, supporting your child to point to the words with you as you read? You could act out parts of the story together, dress up as Max, or a wild thing.</p>	<p><b>In school we are learning:</b>          To understand 'one' and 'lots' 1:1 correspondence, giving out one cup to each person etc.          Distinguishing between what is 'one' and what is 'lots' in a variety of contexts</p> <p><b>Home learning opportunities:</b>          Can you ask your child to help by giving out cutlery at mealtimes, eg 'one fork each'?          Or play with dolls and teddies, having a picnic with 'one' piece of food each? Then pointing out 'lots' of things, eg 'you have 'lots' of pasta on your plate (count them too?)</p>
 <p style="text-align: center;"><b>PSHE</b></p> 	 <p style="text-align: center;"><b>Computing</b></p> 
<p><b>In school we are learning:</b>          About online relationships. We will learn about keeping safe when using computers and I pads, including the importance of usernames and passwords, and keeping these private.</p> <p><b>Home learning opportunities:</b>          Can you help your child to understand that passwords and usernames are there to keep us safe, and why we create usernames that are not our 'real' names.</p>	<p><b>In school we are learning:</b>          How to use drawing skills on the computer</p> <p><b>Home learning opportunities:</b>          Can you help your child to access Purple Mash and access the drawing games.          Using their finger to draw things in sand/paint/water/shaving foam etc.</p>
 <p style="text-align: center;"><b>Life Skills</b></p> 	 <p style="text-align: center;"><b>PE</b></p> 
<p><b>In school we are learning:</b>          To be as independent as we can – setting the table, removing their own plate from the table, Putting dirty crockery and cutlery by the sink and sometimes washing up.          They put some washing in laundry basket</p> <p><b>Home learning opportunities:</b>          Can your child set the table regularly for a meal? (This also links with maths) Can they clear the table and 'wash' some of the bowls and dishes? Can they help load the washing machine with you, recognising that the laundry dirty?</p>	<p><b>In school we are learning:</b>          To respond to music by moving parts of our bodies to the beat of the music. We are exploring dance equipment (ribbons and pompoms) whilst dancing!          We will be learning to move different parts of our bodies to the rhythms we can hear.</p> <p><b>Home learning opportunities:</b>          Can you play some favourite songs at home and encourage your child to dance, using all the parts of their bodies? Maybe wave some ribbons and/or incorporate instruments?</p>



## Discovery Days



In our discovery days we will be focussing on humanities, science, RE and creative subjects.

This term we are learning:

About different materials and their Properties. We will be exploring different objects and materials changing some materials by physical means (eg, ice into water, flour into gloop etc) and observing the outcome.

We will talk about activities and events in the past, for example, looking at pictures of 'baby toys', and equipment that the children used in their past. In music, we will be exploring musical instruments, learning how to play a simple tune and learning the names of some instruments (eg, piano, drum, xylophone)

Home learning opportunities:

Can you mix together cornflour and water to make gloop? Discuss how the mixture becomes wet and see how it feels, both before and after mixing?

Look at old photos and remember what they used to do when they were babies and / or 2 or 3 years old?

Can you play music together on some basic instruments (or using pots and pans and a spoon?) Maybe drum to the beat of a song?

## Useful Websites/Apps

Some of these may require login information. Please speak to your class teacher or child's key worker for details.

[Storyline Online - Home](#)

<https://www.teachyourmonster.org/>

[BBC Teach > School Radio > Reception / EYFS > Nursery Rhymes and Songs](#)

[www.purplemash.co.uk](http://www.purplemash.co.uk)

## Class Reminders

Swimming will take place on Thursday mornings. Please ensure your child has their swimming bag in School at all times – we aim for your child to swim approximately every 3 weeks for the rest of the School year. We will let you know the day before, although sometimes things can change on the day due to the pool being closed occasionally or staffing issues!

Please do e-mail in any photos of your child completing any activities you do at home or out and about.

