











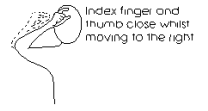


## Our Learning Newsletter: Spring 2

 <p style="text-align: center;"><b>English</b></p> 	 <p style="text-align: center;"><b>Maths</b></p> 
<p style="text-align: center;">In school we are learning: <b>Macbeth!</b></p> <p style="text-align: center;">Home learning opportunities: <b>Hot seating: pretend to be different characters from the play.</b> <b>Creative collage: Create a collage to represent one of the characters.</b> <b>Explore Macbeth on BBC Bitesize- there are lots of helpful tips and ideas to get a greater understanding of the play.</b> <b>Watch Macbeth clips on BBC Bitesize or YouTube or a full-length version such as the one highlighted on the following page.</b></p>	<p style="text-align: center;">In school we are learning: <b>Various maths exam skills.</b> <b>We will be practising those extra tricky problems in maths and learning some top tips to help us through our exams.</b></p> <p style="text-align: center;">Home learning opportunities: <b>If you want to practise something at home after learning it in school, use BBC Bitesize. It has great videos with simple but effective explanations on each topic. Feel free to email me for areas that individual children may benefit from practising.</b></p>
 <p style="text-align: center;"><b>PSHE</b></p> 	 <p style="text-align: center;"><b>Computing</b></p> 
<p style="text-align: center;">In school we are learning: <b>Drugs and Medicines</b></p> <p style="text-align: center;">Home learning opportunities: <b>Find out which medicines you use. How much do you know about them? Find out about the dosage you take, what each medicine is for and what any possible side effects could be.</b></p>	<p style="text-align: center;">In school we are learning: <b>Communication and effective use of email (Exam Unit)</b></p> <p style="text-align: center;">Home learning opportunities: <b>Do you have an email address? If not, could you make one with help of your family? Discuss how to stay safe when using email. Practise communicating via email (safely with family/friends!). Talk about the different types of language you may use when emailing different people (formal/ informal).</b></p>
 <p style="text-align: center;"><b>Life Skills</b></p> 	 <p style="text-align: center;"><b>PE</b></p> 
<p style="text-align: center;">In school we are learning: <b>We are getting serious about food production and the skills needed for the cooking of foods. This involves both planting out and basic food preparation skills such as peeling, chopping, grating etc. Many skills can be practised and mastered.</b></p> <p style="text-align: center;">Home learning opportunities: <b>Go on, insist that they help produce the dinner at least once a week.</b></p>	<p style="text-align: center;">In school we are learning: <b>All things dance, steps, and movements from different music genres. Everyone can dance. From Ballroom to Zumba there is something there for everyone.</b></p> <p style="text-align: center;">Home learning opportunities: <b>Expressing ourselves through movement is important as well as adding to fitness and wellbeing. Who doesn't like thrashing around the living room to a bit of Rihanna.</b></p>



## Discovery Days



In our discovery days, we will be focussing on humanities, science, RE and creative subjects.

**Within our weekly creative sessions and our creative discovery day this half-term, we will be learning drawing skills such as how to work with lines, colour and texture. We will also look at the work of artist Anthony Frost.**

Home learning opportunities:

**Have a go at sketching at home. Practise the skills we have learnt each week where possible. Remember you are resilient! It can be challenging when a drawing does not look like you imagined it to in your head but keep going!**

**Google Anthony Frost, look at his art and discuss your thoughts on it. What do you like about it? How does he make his art? Would you keep a piece of his artwork? Why/why not?**

### Useful Websites/Apps

Some of these may require login information. Please speak to your class teacher or child's key worker for details.

<https://play.trockstars.com/>

<https://play.numbots.com/> (also available as an app)

<https://www.purplemash.com/sch/thecedar-so16#/> (range of activities)

<https://boost-learning.com/>

<https://www.bbc.co.uk/bitesize>

<https://www.topmarks.co.uk/>

<https://www.youtube.com/@bbcteach>

<https://www.nhs.uk/every-mind-matters/supporting-others/childrens-mental-health/>

<https://www.bbc.co.uk/iplayer/episode/p00v3k2v/the-bbc-television-shakespeare-macbeth> (full length)

### Class Reminders

Please email me with any questions or concerns on [ruby@cedarschool.co.uk](mailto:ruby@cedarschool.co.uk)

It is also fabulous to hear and see how your child gets on with the home learning so please send any photos/ information of how they get on!