

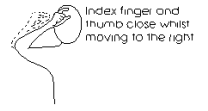


Our Learning Newsletter: Spring 1

 <p style="text-align: center;">English</p> 	 <p style="text-align: center;">Maths</p> 
<p>In school we are learning: the legend of King Arthur</p> <p>Home learning opportunities: Here is a link to the story https://www.youtube.com/watch?v=etuQ79Vblms</p> <p>There are lots of creative options here: make a sword and shield or build a castle from boxes.</p> 	<p>In school we are learning: about number and place value; weight and capacity</p> <p>Home learning opportunities: Use different measures to follow a recipe, encouraging your child to help you e.g. make salt dough, measuring in cups or a microwave mug cake, measuring in tablespoons and teaspoons.</p> <p>Find different items at home used for measuring e.g. scales, jug, spoons, measuring tape and show your child how to use them.</p> <p>Look at food items from the fridge or store cupboard to see how much they weigh.</p>
 <p style="text-align: center;">PSHE</p> 	 <p style="text-align: center;">Computing</p> 
<p>In school we are learning: about Online Relationships</p> <p>Home learning opportunities: Talk with your child about all the different ways that we use the internet. Which ones do we use for communicating with others? With supervision, show them how you communicate with others online e.g. video calls, texting, email etc.</p> <p>Here is a useful guide for parents and carers: https://saferinternet.org.uk/guide-and-resource/parents-and-carers</p>	<p>In school we are learning: about Internet Safety</p> <p>Home learning opportunities: Let's focus on keeping safe when using all technology.</p> <p>Play games on the computer or iPad. Search the internet to find pictures of or information about things you like e.g. a TV character.</p> <p>Navigate YouTube Kids to find a favourite video e.g. a song or story.</p> <p>Make a smoothie using a blender. Support your child to use a knife and the electrical appliance safely.</p>
 <p style="text-align: center;">Life Skills</p> 	 <p style="text-align: center;">PE</p> 
<p>In school we are learning: We will be looking at shopping. Across the term we will create a shopping list, understanding the prices of items and finishing with a rip to the shop to buy things for an end of term party.</p> <p>Home learning opportunities: When out shopping can you get your child to experience doing different things within the shop such as handing over the money, collecting the basket or packing the shopping?</p>	<p>In school we are learning: A range of skills from different invasion games. (Football, Basketball, netball, hockey)</p> <p>Home learning opportunities: Where possible encourage your children to show you the skills they have learned within the lessons. They could make a ball out of paper at home if you do not have the equipment.</p>



Discovery Days



In our discovery days we will be focussing on humanities, science, RE and creative subjects. We will be focusing on Plants, medieval times, sculptures, brickwork and creating art whilst in R.E we will focus on special books.

Home learning opportunities:

This will be a good opportunity to visit the art gallery in Southampton which is completely free and it shows all different kinds of art ranging from hundreds of years ago to current.

Useful Websites/Apps

Some of these may require login information. Please speak to your class teacher or child's key worker for details.

Numbots (website or app; login required)

White Rose 1 minute maths (app)

<https://www.topmarks.co.uk/maths-games/3-5-years/measures>

YouTube Kids (app)

Think U Know <https://www.thinkuknow.co.uk/parents/home-activity-worksheets/>

Be Internet Legends https://beinternetlegends.withgoogle.com/en_uk/parents/adventure

Class Reminders

We have PE on Thursday mornings. If you would like to send in a T shirt for your child to change into for PE please do so (this is not compulsory). We will send it home when it needs washing.

It's class swimming this half term, every Tuesday. Please remember to send in swimming kit and a large towel every week. Thank you.